

TCR50-2

CRAWLER DUMPER



Operating Weight ■ 14,440 lb
Dump Body Capacity ■ 2.7 cu yd
Max Loading Weight ■ 8,157 lb

TOUGH. POWERFUL. RELIABLE.

The TCR50-2 crawler dumper has an operating weight of 14,440 lbs and a 118-horsepower engine, making it a versatile, well-balanced dump carrier that excels in a wide range of applications. With a 65-degree dumping angle and 8,157 lb maximum loading weight, the TCR50-2 allows operators to carry up to 2.7 cu yds of material while rotating and dumping it in a single cycle. The machine's ability to rotate the dump bed 180 degrees reduces both the need for constant repositioning and wear and tear of its rubber tracks. The TCR50-2's operator's station features an intuitive 5.7" multi-information color display with standard 180° rearview camera, hydraulic joystick controls, adjustable suspension seat, powerful air conditioner, radio with USB support and large cup holder— all working together to keep operators informed, comfortable and less fatigued. Hydraulic pilot controls deliver smooth operation for both travel and dump body functions, while the foot throttle efficiently adjusts engine speed. Wide-opening maintenance covers offer exceptional access to the TCR50-2's engine and routine inspection points.



PRODUCT FEATURES & SPECIFICATIONS

ENGINE

- EU Stage V / EPA Tier 4 Compliant
- Turbocharged
- DOC+DPF+SCR Exhaust After Treatment
- Automatic Fuel Bleed System
- Double Element Air Cleaner
- Automatic Deceleration
- High Capacity Fuel Tank
- Engine Safety Start System on Left Console
- Engine Auto Stop
- Parking Brake

OPERATOR STATION

- ROPS/FOPS (TOP Guard, Level II)
- Deluxe High Back Adjustable Suspension Seat with Head Rest
- 12V Power Outlet
- 2" Retractable Seat Belt
- Cab with Front / Rear Windshield Wiper and Washer, Skylight with Sunshade, Radio with Bluetooth
- Air Conditioner

ELECTRICAL

- 5.7" Color Multi-Informational Display
- Sealed Rocker Switches
- 12 volt System with 80 amp Alternator
- LED Light Package; 2 Forward Facing and Front and Rear Cab
- Travel Alarm
- Beacon Lamp Switch
- TFM (Takeuchi Fleet Management; GPS)
- 180° Rearview Camera



UNDERCARRIAGE AND FRAME


- Double Flanged Track Rollers
- 2-Speed Travel with Automatic Shift
- High Torque Planetary Final Drive
- 18" Rubber Crawlers

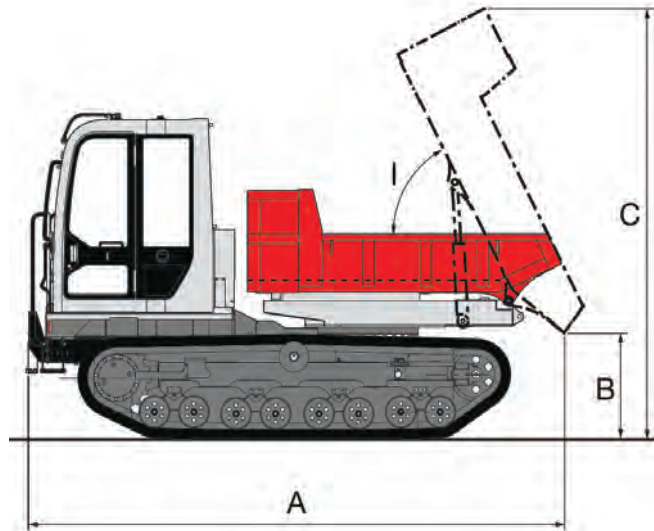
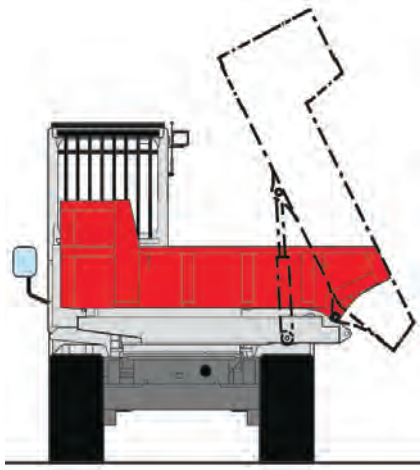
TAKEUCHI FLEET MANAGEMENT

- Minimize Downtime
- Remote Diagnostics
- Utilization Tracking
- Proactive Maintenance
- Control Costs

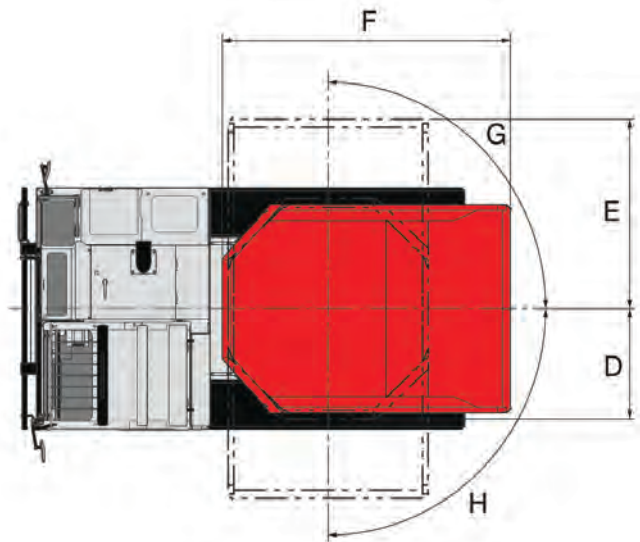
HYDRAULIC & WORKING EQUIPMENT

- Hydraulic Joystick Controls
- Hydraulic Tank with Fluid Sight Gauge
- Air Breather, Hydraulic Tank
- 180 Degree Turning Dump





OPERATING DIMENSIONS		
A	15 ft 4.2 in	4,680 mm
B	34.8 in	885 mm
C	11 ft 10.1 in	3,610 mm
D	3 ft 2.9 in	1,005 mm
E	5 ft 8.1 in	1,730 mm
F	8 ft 11.7 in	2,735 mm
G	90°	
H	90°	
I	65°	



OPERATING PERFORMANCE		
Operating Weight	14,440 lb	(6,550 kg)
Dump Body Capacity - Heaped	2.7 cubic yd	(2.055 m ³)
Dump Body Capacity - Struck	1.5 cubic yd	(1.15 m ³)
Maximum Loading Weight	8,157 lb	(3,700 kg)
Travel Speed - 1st	4.3 mph	(7.0 km/h)
Travel Speed - 2nd	5.9 mph	(9.5 km/h)
Gradeability	30°	
Ground Pressure - w/ Dump Body Full	6.1 psi	(42.0 kPa)
Ground Pressure - w/ Dump Body Empty	3.9 psi	(27.0 kPa)
Travel Traction Force	8,116 lbf	(36.1 kN)

ENGINE		
Make/Model	Yanmar 4TNV94FHT	
Displacement	186 cu in	3,053 ml
Rated Output (ISO 14396)	118 hp	88.4 kW / 2,500 min ⁻¹
Maximum Torque	302 ft lb	410.0 Nm / 1,700 min ⁻¹
Alternator	12 V - 0.96 kW	12 V - 0.96 kW
Battery (IEC 60095-1)	12 v 90 A · h	12 v 90 A · h

FLUID CAPACITIES		
Engine Lubrication	11.1 qt	(10.5 L)
Cooling System	19.5 qt	(18.5 L)
Fuel Tank Capacity	33.5 gal	(127 L)
Hydraulic Reservoir Capacity	11.6 gal	(44 L)
Hydraulic System Capacity	22.2 gal	(84 L)
DEF Tank Capacity	3.6 gal	(13.8 L)

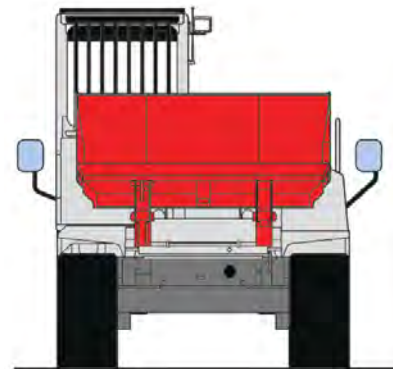
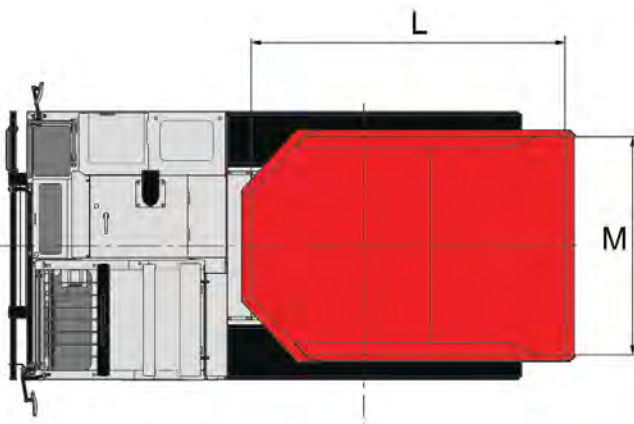
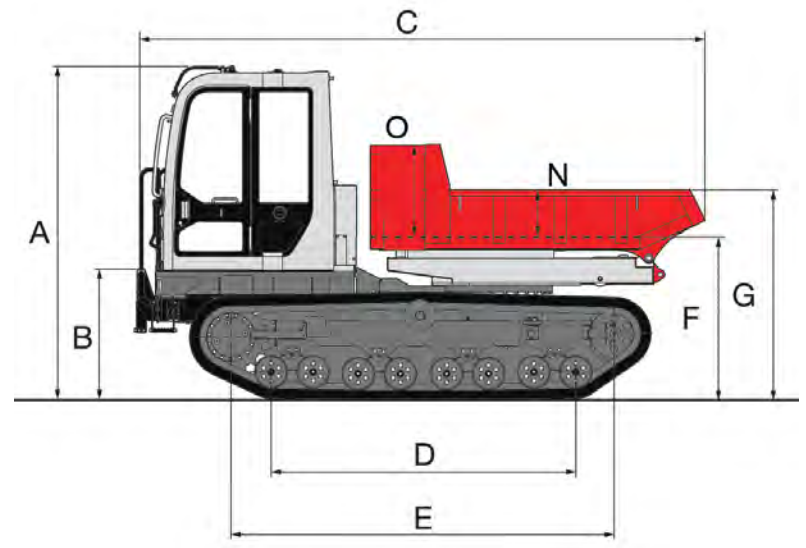
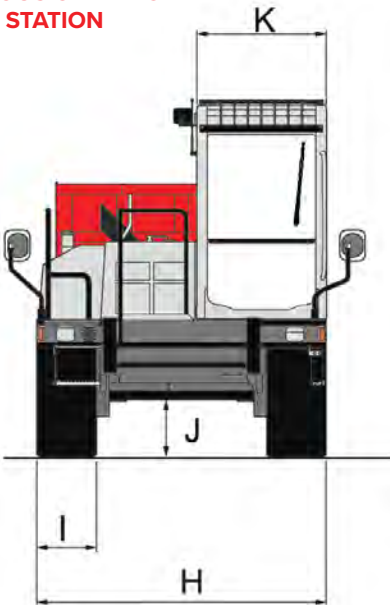
MACHINE DIMENSIONS



SPACIOUS OPERATOR STATION

MACHINE DIMENSIONS

A	Overall Height	8 ft 11.3 in	2,725 mm
B	Height of Bumper	3 ft 4.9 in	1,040 mm
C	Overall Length	15 ft 3.5 in	4,660 mm
D	Length of Track Ground	8 ft 2.4 in	2,500 mm
E	Track Base	10 ft 3.8 in	3,145 mm
F	Dump Body Floor Height	4 ft 4.4 in	1,330 mm
G	Dump Body Flap Height from Ground	5 ft 7.5 in	1,715 mm
H	Overall Width	7 ft 2.6 in	2,200 mm
I	Track Shoe Width	18 in	450 mm
J	Ground Clearance of Undercarriage	17 in	435 mm
K	Cab Width	38.9 in	990 mm
L	Dump Body Length (Inside)	8 ft 6.9 in	2,615 mm
M	Dump Body Width	5 ft 10.7 in	1,795 mm
N	Height of Dump Body Gate	15 in	385 mm
O	Height of Dump Body Front Gate	29.5 in	750 mm



TAKEUCHI



519 BONNIE VALENTINE WAY | PENDERGRASS, GA 30567 | 706.693.3600

©2024 Takeuchi Manufacturing [U.S.], Ltd. All Rights Reserved. Printed in the U.S.A.
In accordance with our established policy of continued improvement.
FORM: TCR50-2 Spec Sheet - June 2024